

EAP Impact Report

**For The Period:
March 01, 2008 – February 28, 2009**

Presented By Aspiria Corp.

Confidential



ABC COMPANY

From: 03/01/2008 To: 02/28/2009

General Summary

Contacts/Hours Summary

DESCRIPTION	TOTAL
Total Contacts	2661
Total Contact Hours	2346.00
Program/Account Management Hrs	90.00

Population/Utilization Rate

DESCRIPTION	TOTAL
Employee Population (Weighted)	4000
Case Utilization Rate	15.83%
Case Annualized Rate	15.83%

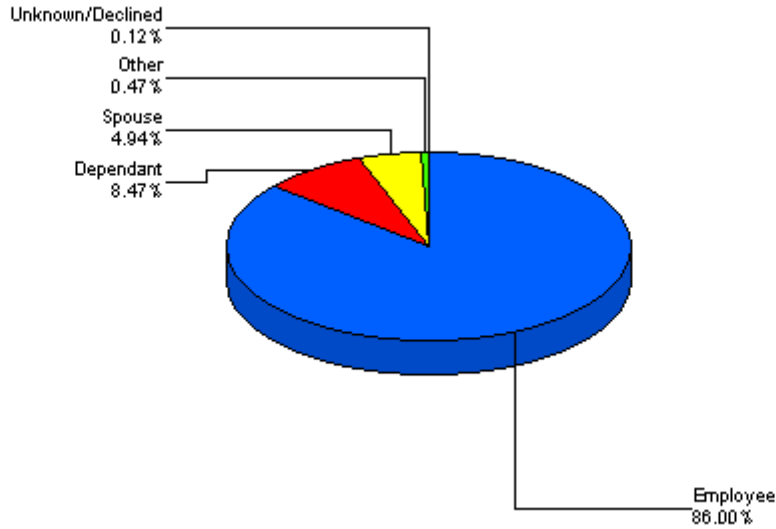
New/Ongoing Case Summary

DESCRIPTION	TOTAL
Total New Cases	633
Open Cases At Start Of Period	217

Closed Case Count

DESCRIPTION	TOTAL
Total Cases Closed	680

Client Type Summary



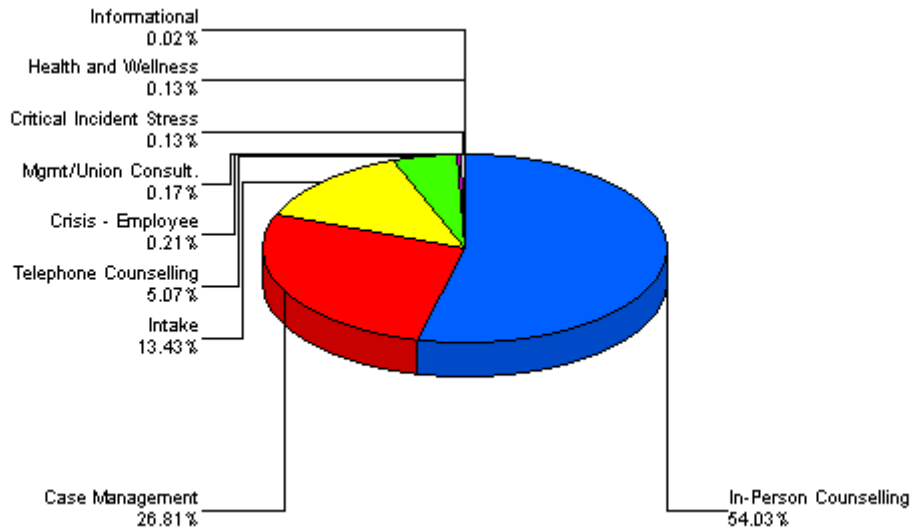
DESCRIPTION	3/1-5/31		6/1-8/31		9/1-11/30		12/1-2/28		3/2008-2/2009		3/2007-2/2008	
Employee	329	85.5%	124	86.1%	150	87.2%	128	85.9%	731	86.0%	480	88.1%
Dependant	36	9.4%	7	4.9%	14	8.1%	15	10.1%	72	8.5%	44	8.1%
Spouse	18	4.7%	11	7.6%	8	4.7%	5	3.4%	42	4.9%	16	2.9%
Other	1	0.3%	2	1.4%	0	0.0%	1	0.7%	4	0.5%	4	0.7%
Unknown/Declined	1	0.3%	0	0.0%	0	0.0%	0	0.0%	1	0.1%	1	0.2%
TOTAL	385		144		172		149		850		545	

Impact Report

ABC COMPANY

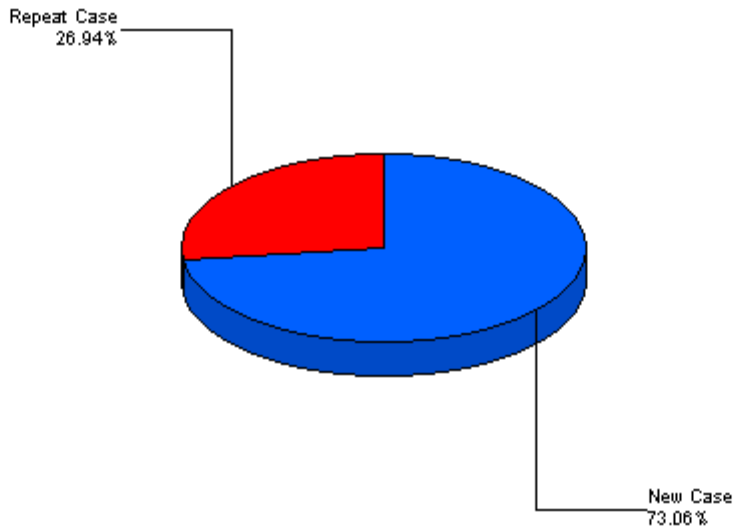
From: 03/01/2008 To: 02/28/2009

Contact Hours Summary



DESCRIPTION	3/1-5/31		6/1-8/31		9/1-11/30		12/1-2/28		3/2008-2/2009		3/2007-2/2008	
In-Person Counselling	358.00	56.4%	313.50	55.8%	346.00	54.1%	250.00	49.0%	1,267.50	54.0%	1,142.50	65.5%
Case Management	165.00	26.0%	143.50	25.6%	169.50	26.5%	151.00	29.6%	629.00	26.8%	305.50	17.5%
Intake	85.00	13.4%	71.00	12.6%	84.50	13.2%	74.50	14.6%	315.00	13.4%	191.50	11.0%
Telephone Counselling	25.00	3.9%	29.00	5.2%	35.00	5.5%	30.00	5.9%	119.00	5.1%	83.50	4.8%
Crisis - Employee	0.00	0.0%	0.00	0.0%	3.00	0.5%	2.00	0.4%	5.00	0.2%	0.00	0.0%
Mgmt/Union Consult.	1.00	0.2%	3.00	0.5%	0.00	0.0%	0.00	0.0%	4.00	0.2%	15.00	0.9%
Health and Wellness	0.00	0.0%	0.00	0.0%	0.00	0.0%	3.00	0.6%	3.00	0.1%	0.00	0.0%
Critical Incident Stress	1.00	0.2%	1.00	0.2%	1.00	0.2%	0.00	0.0%	3.00	0.1%	0.00	0.0%
Informational	0.00	0.0%	0.50	0.1%	0.00	0.0%	0.00	0.0%	0.50	0.0%	6.00	0.3%
TOTAL	635.00		561.50		639.00		510.50		2,346.00		1,744.00	

Case Status

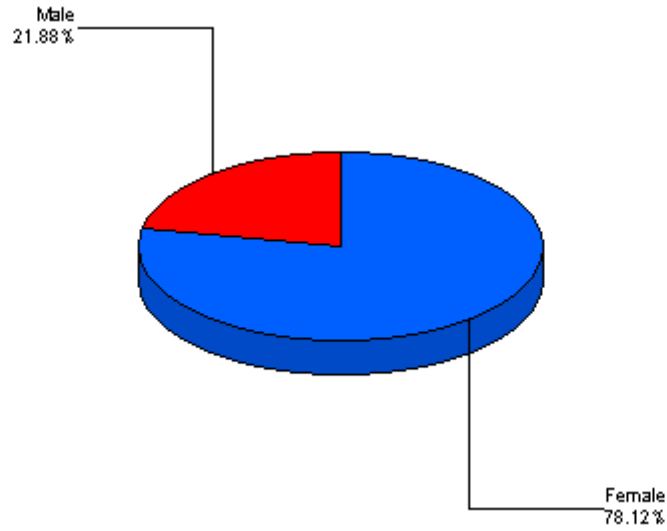


DESCRIPTION	3/1-5/31		6/1-8/31		9/1-11/30		12/1-2/28		3/2008-2/2009		3/2007-2/2008	
New Case	237	61.6%	115	79.9%	146	84.9%	123	82.6%	621	73.1%	315	57.8%
Repeat Case	148	38.4%	29	20.1%	26	15.1%	26	17.4%	229	26.9%	230	42.2%
TOTAL	385		144		172		149		850		545	

Impact Report
ABC COMPANY

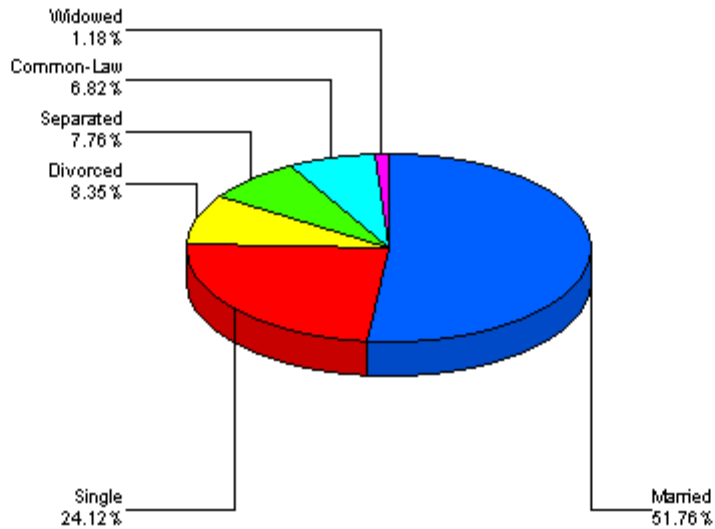
From: 03/01/2008 To: 02/28/2009

Gender Summary



DESCRIPTION	3/1-5/31		6/1-8/31		9/1-11/30		12/1-2/28		3/2008-2/2009		3/2007-2/2008	
Female	294	76.4%	111	77.1%	140	81.4%	119	79.9%	664	78.1%	425	78.0%
Male	91	23.6%	33	22.9%	32	18.6%	30	20.1%	186	21.9%	120	22.0%
TOTAL	385		144		172		149		850		545	

Marital Status

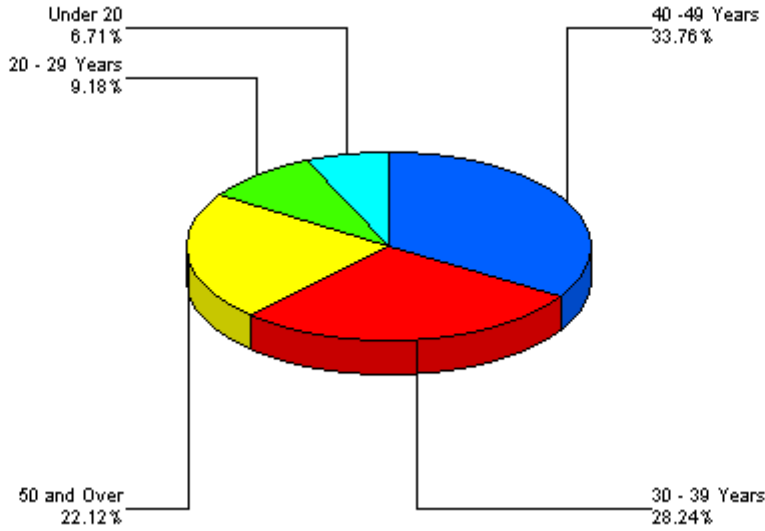


DESCRIPTION	3/1-5/31		6/1-8/31		9/1-11/30		12/1-2/28		3/2008-2/2009		3/2007-2/2008	
Married	183	47.5%	85	59.0%	100	58.1%	72	48.3%	440	51.8%	254	46.6%
Single	103	26.8%	31	21.5%	32	18.6%	39	26.2%	205	24.1%	141	25.9%
Divorced	36	9.4%	7	4.9%	12	7.0%	16	10.7%	71	8.4%	58	10.6%
Separated	26	6.8%	13	9.0%	17	9.9%	10	6.7%	66	7.8%	50	9.2%
Common-Law	34	8.8%	5	3.5%	10	5.8%	9	6.0%	58	6.8%	35	6.4%
Widowed	3	0.8%	3	2.1%	1	0.6%	3	2.0%	10	1.2%	7	1.3%
TOTAL	385		144		172		149		850		545	

ABC COMPANY

From: 03/01/2008 To: 02/28/2009

Age

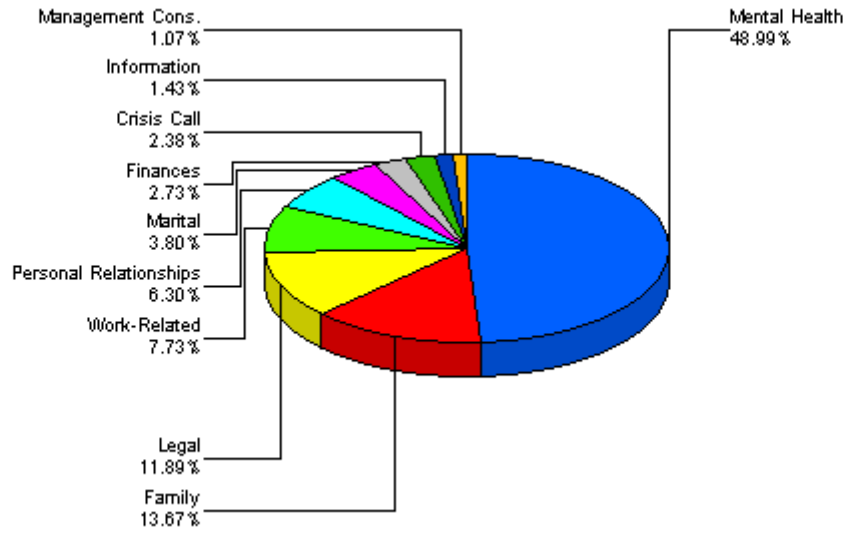


DESCRIPTION	3/1-5/31		6/1-8/31		9/1-11/30		12/1-2/28		3/2008-2/2009		3/2007-2/2008	
40 -49 Years	132	34.3%	49	34.0%	55	32.0%	51	34.2%	287	33.8%	199	36.5%
30 - 39 Years	94	24.4%	49	34.0%	59	34.3%	38	25.5%	240	28.2%	134	24.6%
50 and Over	86	22.3%	29	20.1%	40	23.3%	33	22.1%	188	22.1%	143	26.2%
20 - 29 Years	45	11.7%	12	8.3%	9	5.2%	12	8.1%	78	9.2%	34	6.2%
Under 20	28	7.3%	5	3.5%	9	5.2%	15	10.1%	57	6.7%	35	6.4%
TOTAL	385		144		172		149		850		545	

ABC COMPANY

From: 03/01/2008 To: 02/28/2009

Primary Presenting Problem

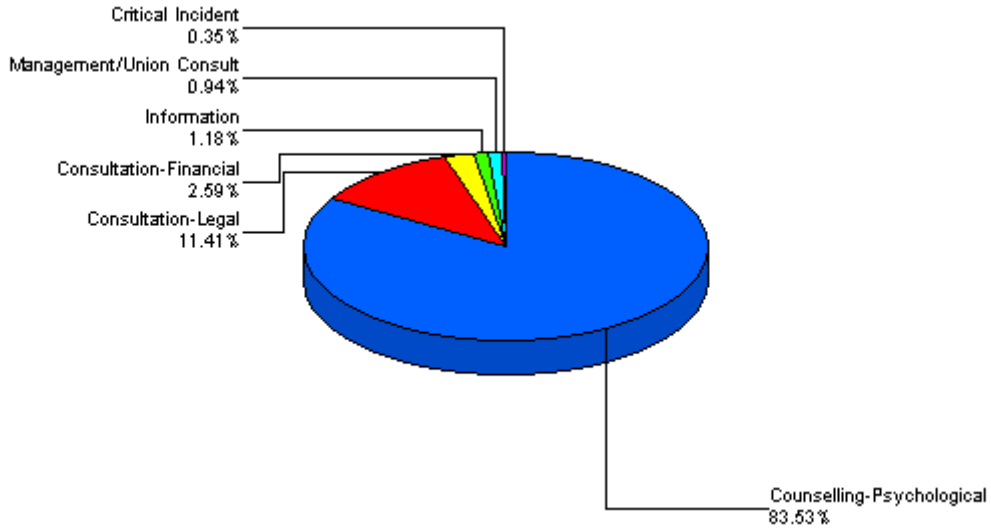


DESCRIPTION	3/1-5/31		6/1-8/31		9/1-11/30		12/1-2/28		3/2008-2/2009		3/2007-2/2008	
Mental Health	206	53.5%	64	44.4%	72	41.9%	70	47.0%	412	48.5%	257	47.2%
Family	58	15.1%	16	11.1%	23	13.4%	18	12.1%	115	13.5%	74	13.6%
Legal	22	5.7%	25	17.4%	27	15.7%	26	17.4%	100	11.8%	60	11.0%
Work-Related	35	9.1%	10	6.9%	11	6.4%	9	6.0%	65	7.6%	33	6.1%
Personal Relationships	24	6.2%	11	7.6%	14	8.1%	4	2.7%	53	6.2%	33	6.1%
Marital	16	4.2%	7	4.9%	2	1.2%	7	4.7%	32	3.8%	18	3.3%
Finances	8	2.1%	3	2.1%	9	5.2%	3	2.0%	23	2.7%	29	5.3%
Crisis Call	4	1.0%	4	2.8%	6	3.5%	6	4.0%	20	2.4%	14	2.6%
Information	3	0.8%	2	1.4%	4	2.3%	3	2.0%	12	1.4%	12	2.2%
Management Cons.	6	1.6%	0	0.0%	2	1.2%	1	0.7%	9	1.1%	12	2.2%
Substance Abuse	1	0.3%	1	0.7%	1	0.6%	2	1.3%	5	0.6%	1	0.2%
Health and Wellness	1	0.3%	1	0.7%	0	0.0%	0	0.0%	2	0.2%	0	0.0%
WorkLife	0	0.0%	0	0.0%	1	0.6%	0	0.0%	1	0.1%	0	0.0%
Trauma Response Service	1	0.3%	0	0.0%	0	0.0%	0	0.0%	1	0.1%	1	0.2%
Physical Health	0	0.0%	0	0.0%	0	0.0%	0	0.0%	0	0.0%	1	0.2%
TOTAL	385		144		172		149		850		545	

Impact Report
ABC COMPANY

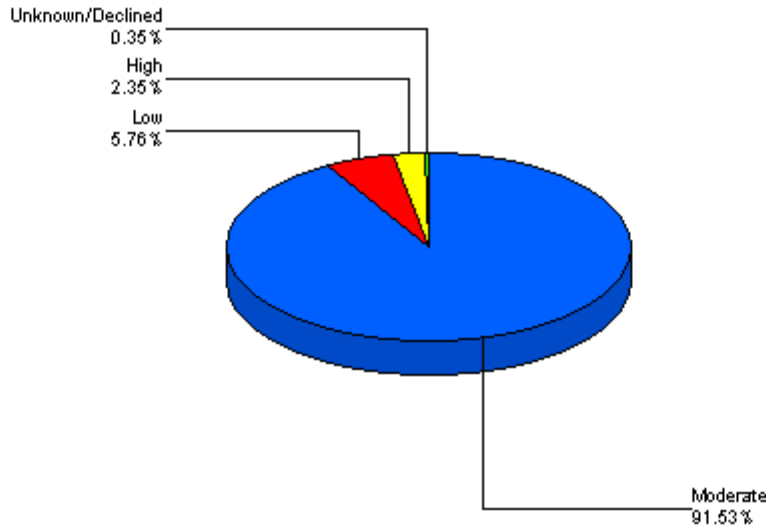
From: 03/01/2008 To: 02/28/2009

Service Type Summary



DESCRIPTION	3/1-5/31		6/1-8/31		9/1-11/30		12/1-2/28		3/2008-2/2009		3/2007-2/2008	
Counselling-Psychological	346	89.9%	115	79.9%	132	76.7%	117	78.5%	710	83.5%	434	79.6%
Consultation-Legal	23	6.0%	25	17.4%	25	14.5%	24	16.1%	97	11.4%	60	11.0%
Consultation-Financial	7	1.8%	3	2.1%	9	5.2%	3	2.0%	22	2.6%	27	5.0%
Information	2	0.5%	1	0.7%	4	2.3%	3	2.0%	10	1.2%	12	2.2%
Management/Union Consult	5	1.3%	0	0.0%	2	1.2%	1	0.7%	8	0.9%	11	2.0%
Critical Incident	2	0.5%	0	0.0%	0	0.0%	1	0.7%	3	0.4%	1	0.2%
TOTAL	385		144		172		149		850		545	

Degree of Urgency

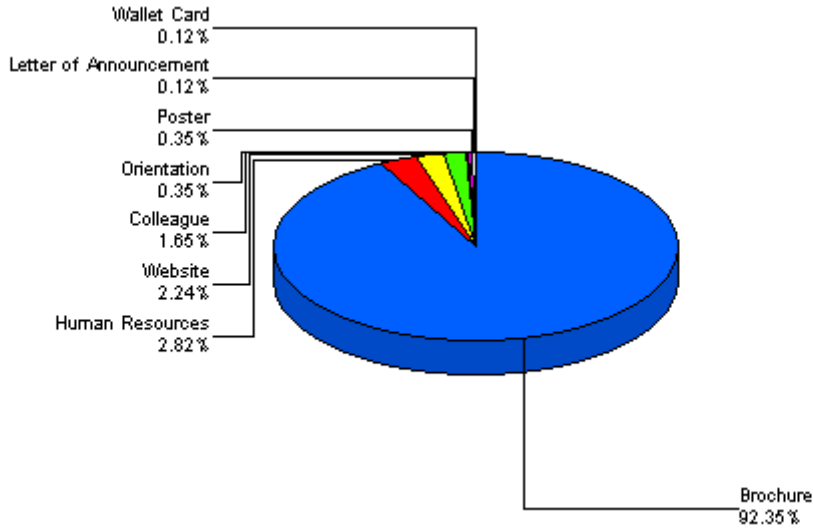


DESCRIPTION	3/1-5/31		6/1-8/31		9/1-11/30		12/1-2/28		3/2008-2/2009		3/2007-2/2008	
Moderate	356	92.5%	122	84.7%	159	92.4%	141	94.6%	778	91.5%	465	85.3%
Low	24	6.2%	15	10.4%	7	4.1%	3	2.0%	49	5.8%	72	13.2%
High	5	1.3%	6	4.2%	4	2.3%	5	3.4%	20	2.4%	8	1.5%
Unknown/Declined	0	0.0%	1	0.7%	2	1.2%	0	0.0%	3	0.4%	0	0.0%
TOTAL	385		144		172		149		850		545	

ABC COMPANY

From: 03/01/2008 To: 02/28/2009

Referral Source Summary



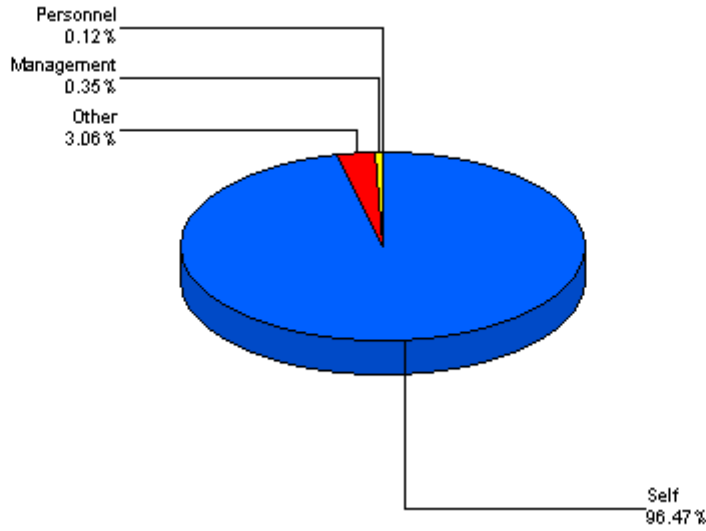
DESCRIPTION	3/1-5/31		6/1-8/31		9/1-11/30		12/1-2/28		3/2008-2/2009		3/2007-2/2008	
Brochure	353	91.7%	135	93.8%	158	91.9%	139	93.3%	785	92.4%	469	86.1%
Human Resources	11	2.9%	6	4.2%	4	2.3%	3	2.0%	24	2.8%	23	4.2%
Website	12	3.1%	0	0.0%	2	1.2%	5	3.4%	19	2.2%	21	3.9%
Colleague	5	1.3%	2	1.4%	5	2.9%	2	1.3%	14	1.6%	12	2.2%
Orientation	1	0.3%	1	0.7%	1	0.6%	0	0.0%	3	0.4%	11	2.0%
Poster	3	0.8%	0	0.0%	0	0.0%	0	0.0%	3	0.4%	3	0.6%
Wallet Card	0	0.0%	0	0.0%	1	0.6%	0	0.0%	1	0.1%	3	0.6%
Letter of Announcement	0	0.0%	0	0.0%	1	0.6%	0	0.0%	1	0.1%	2	0.4%
Supervisor/Manager	0	0.0%	0	0.0%	0	0.0%	0	0.0%	0	0.0%	1	0.2%
TOTAL	385		144		172		149		850		545	

Impact Report

ABC COMPANY

From: 03/01/2008 To: 02/28/2009

Referred By

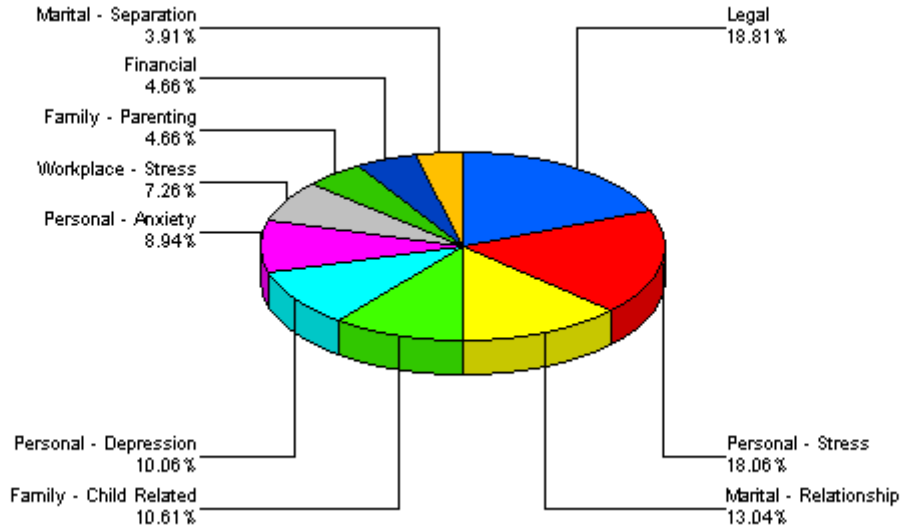


DESCRIPTION	3/1-5/31		6/1-8/31		9/1-11/30		12/1-2/28		3/2008-2/2009		3/2007-2/2008	
Self	372	96.6%	140	97.2%	164	95.3%	144	96.6%	820	96.5%	525	96.3%
Other	11	2.9%	3	2.1%	7	4.1%	5	3.4%	26	3.1%	16	2.9%
Management	1	0.3%	1	0.7%	1	0.6%	0	0.0%	3	0.4%	4	0.7%
Personnel	1	0.3%	0	0.0%	0	0.0%	0	0.0%	1	0.1%	0	0.0%
TOTAL	385		144		172		149		850		545	

ABC COMPANY

From: 03/01/2008 To: 02/28/2009

Primary Assessed Problem



DESCRIPTION	3/1-5/31	6/1-8/31	9/1-11/30	12/1-2/28	3/2008-2/2009	3/2007-2/2008
Legal	21 14.5%	28 12.6%	26 16.6%	26 16.8%	101 14.9%	60 13.0%
Personal - Stress	14 9.7%	49 22.0%	23 14.6%	11 7.1%	97 14.3%	81 17.6%
Marital - Relationship	14 9.7%	21 9.4%	23 14.6%	12 7.7%	70 10.3%	47 10.2%
Family - Child Related	14 9.7%	16 7.2%	9 5.7%	18 11.6%	57 8.4%	45 9.8%
Personal - Depression	12 8.3%	24 10.8%	8 5.1%	10 6.5%	54 7.9%	26 5.7%
Personal - Anxiety	18 12.4%	14 6.3%	5 3.2%	11 7.1%	48 7.1%	28 6.1%
Workplace - Stress	8 5.5%	12 5.4%	12 7.6%	7 4.5%	39 5.7%	21 4.6%
Family - Parenting	8 5.5%	9 4.0%	4 2.5%	4 2.6%	25 3.7%	11 2.4%
Financial	5 3.4%	5 2.2%	11 7.0%	4 2.6%	25 3.7%	26 5.7%
Marital - Separation	3 2.1%	5 2.2%	5 3.2%	8 5.2%	21 3.1%	25 5.4%
Unknown/Declined	1 0.7%	0 0.0%	1 0.6%	15 9.7%	17 2.5%	3 0.7%
Personal - Health	3 2.1%	4 1.8%	4 2.5%	4 2.6%	15 2.2%	10 2.2%
Grief/Bereavement	4 2.8%	3 1.3%	3 1.9%	4 2.6%	14 2.1%	12 2.6%
Personal-Self-Esteem	3 2.1%	6 2.7%	2 1.3%	1 0.6%	12 1.8%	1 0.2%
Personal-Trauma	2 1.4%	4 1.8%	3 1.9%	2 1.3%	11 1.6%	1 0.2%
Marital - Divorce	2 1.4%	5 2.2%	1 0.6%	3 1.9%	11 1.6%	6 1.3%
Family-Separation Adjustment	1 0.7%	4 1.8%	3 1.9%	2 1.3%	10 1.5%	9 2.0%
Workplace - Harassment	2 1.4%	0 0.0%	3 1.9%	1 0.6%	6 0.9%	3 0.7%
Family-Custody Issues	1 0.7%	2 0.9%	0 0.0%	2 1.3%	5 0.7%	1 0.2%
Management Consultation	1 0.7%	3 1.3%	1 0.6%	0 0.0%	5 0.7%	10 2.2%
Family - Blended Family	2 1.4%	1 0.4%	1 0.6%	1 0.6%	5 0.7%	3 0.7%
Workplace - Career	1 0.7%	2 0.9%	0 0.0%	1 0.6%	4 0.6%	1 0.2%
Abuse - Domestic Violence	0 0.0%	2 0.9%	2 1.3%	0 0.0%	4 0.6%	7 1.5%
Addictions - Gambling	1 0.7%	0 0.0%	1 0.6%	1 0.6%	3 0.4%	0 0.0%
Addictions - Alcohol	1 0.7%	0 0.0%	1 0.6%	1 0.6%	3 0.4%	5 1.1%
Workplace - Job Satisfaction	0 0.0%	1 0.4%	1 0.6%	1 0.6%	3 0.4%	2 0.4%
Workplace - Performance	1 0.7%	0 0.0%	1 0.6%	0 0.0%	2 0.3%	1 0.2%
Addictions - Drug	1 0.7%	1 0.4%	0 0.0%	0 0.0%	2 0.3%	2 0.4%
Nutrition	0 0.0%	0 0.0%	0 0.0%	2 1.3%	2 0.3%	0 0.0%
Workplace - Relocation	0 0.0%	0 0.0%	1 0.6%	0 0.0%	1 0.1%	1 0.2%
Workplace - Transition	1 0.7%	0 0.0%	0 0.0%	0 0.0%	1 0.1%	0 0.0%
Family - Elder Related	0 0.0%	0 0.0%	0 0.0%	1 0.6%	1 0.1%	4 0.9%
Abuse - Sexual	0 0.0%	1 0.4%	0 0.0%	0 0.0%	1 0.1%	3 0.7%
Abuse - Self	0 0.0%	1 0.4%	0 0.0%	0 0.0%	1 0.1%	0 0.0%
Marital-Financial	0 0.0%	0 0.0%	1 0.6%	0 0.0%	1 0.1%	1 0.2%
Abuse - Children	0 0.0%	0 0.0%	0 0.0%	1 0.6%	1 0.1%	1 0.2%
Workplace-Trauma Debrieng	0 0.0%	0 0.0%	1 0.6%	0 0.0%	1 0.1%	1 0.2%
Marital-Sexual	0 0.0%	0 0.0%	0 0.0%	1 0.6%	1 0.1%	0 0.0%

Impact Report

ABC COMPANY

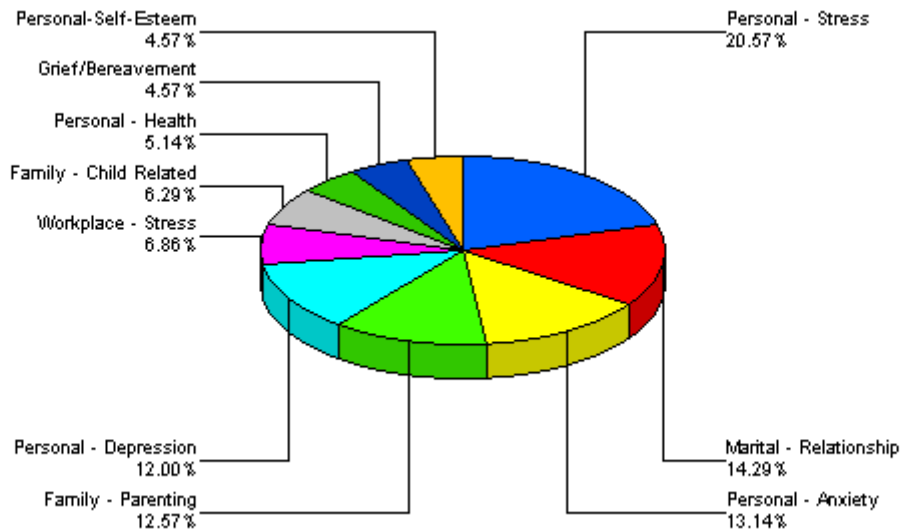
From: 03/01/2008 To: 02/28/2009

Workplace - Violence	0	0.0%	0	0.0%	0	0.0%	0	0.0%	0	0.0%	1	0.2%
Workplace - Return To Work	0	0.0%	0	0.0%	0	0.0%	0	0.0%	0	0.0%	1	0.2%
TOTAL	145		223		157		155		680		460	

Impact Report
ABC COMPANY

From: 03/01/2008 To: 02/28/2009

Secondary Assessed Problem



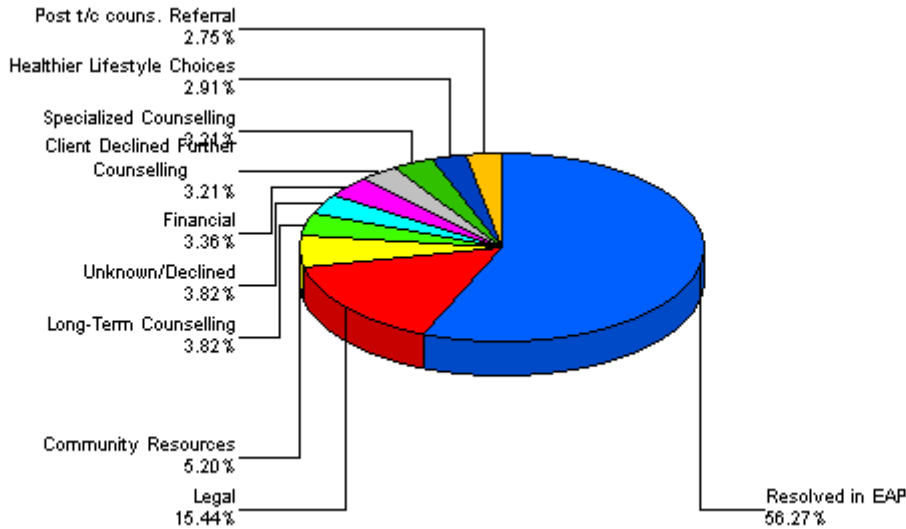
DESCRIPTION	3/1-5/31	6/1-8/31	9/1-11/30	12/1-2/28	3/2008-2/2009	3/2007-2/2008
Personal - Stress	7 11.5%	15 25.9%	9 17.0%	5 8.6%	36 15.7%	34 22.5%
Marital - Relationship	2 3.3%	9 15.5%	6 11.3%	8 13.8%	25 10.9%	9 6.0%
Personal - Anxiety	5 8.2%	6 10.3%	5 9.4%	7 12.1%	23 10.0%	13 8.6%
Family - Parenting	4 6.6%	4 6.9%	4 7.5%	10 17.2%	22 9.6%	11 7.3%
Personal - Depression	9 14.8%	2 3.4%	5 9.4%	5 8.6%	21 9.1%	11 7.3%
Workplace - Stress	5 8.2%	4 6.9%	3 5.7%	0 0.0%	12 5.2%	5 3.3%
Family - Child Related	5 8.2%	2 3.4%	1 1.9%	3 5.2%	11 4.8%	10 6.6%
Personal - Health	1 1.6%	3 5.2%	2 3.8%	3 5.2%	9 3.9%	4 2.6%
Grief/Bereavement	1 1.6%	2 3.4%	4 7.5%	1 1.7%	8 3.5%	5 3.3%
Personal-Self-Esteem	2 3.3%	1 1.7%	3 5.7%	2 3.4%	8 3.5%	10 6.6%
Family-Separation Adjustment	1 1.6%	3 5.2%	1 1.9%	1 1.7%	6 2.6%	4 2.6%
Workplace - Job Satisfaction	3 4.9%	1 1.7%	1 1.9%	0 0.0%	5 2.2%	0 0.0%
Marital - Separation	3 4.9%	0 0.0%	1 1.9%	1 1.7%	5 2.2%	4 2.6%
Addictions - Alcohol	3 4.9%	1 1.7%	0 0.0%	0 0.0%	4 1.7%	2 1.3%
Workplace - Return To Work	0 0.0%	0 0.0%	1 1.9%	3 5.2%	4 1.7%	0 0.0%
Workplace - Performance	2 3.3%	2 3.4%	0 0.0%	0 0.0%	4 1.7%	0 0.0%
Marital - Divorce	1 1.6%	1 1.7%	0 0.0%	2 3.4%	4 1.7%	4 2.6%
Marital-Sexual	0 0.0%	0 0.0%	2 3.8%	2 3.4%	4 1.7%	1 0.7%
Addictions - Drug	2 3.3%	1 1.7%	0 0.0%	0 0.0%	3 1.3%	2 1.3%
Family - Blended Family	1 1.6%	0 0.0%	0 0.0%	1 1.7%	2 0.9%	2 1.3%
Abuse - Sexual	0 0.0%	0 0.0%	1 1.9%	1 1.7%	2 0.9%	2 1.3%
Family-Custody Issues	1 1.6%	0 0.0%	0 0.0%	1 1.7%	2 0.9%	1 0.7%
Personal-Trauma	0 0.0%	1 1.7%	1 1.9%	0 0.0%	2 0.9%	2 1.3%
Work-Life	0 0.0%	0 0.0%	1 1.9%	0 0.0%	1 0.4%	0 0.0%
Abuse - Self	1 1.6%	0 0.0%	0 0.0%	0 0.0%	1 0.4%	0 0.0%
Abuse - Domestic Violence	1 1.6%	0 0.0%	0 0.0%	0 0.0%	1 0.4%	2 1.3%
Workplace - Harassment	0 0.0%	0 0.0%	1 1.9%	0 0.0%	1 0.4%	1 0.7%
Workplace - Relocation	1 1.6%	0 0.0%	0 0.0%	0 0.0%	1 0.4%	1 0.7%
Management Consultation	0 0.0%	0 0.0%	0 0.0%	1 1.7%	1 0.4%	0 0.0%
Family - Elder Related	0 0.0%	0 0.0%	0 0.0%	1 1.7%	1 0.4%	2 1.3%
Financial	0 0.0%	0 0.0%	1 1.9%	0 0.0%	1 0.4%	1 0.7%
Addictions - Gambling	0 0.0%	0 0.0%	0 0.0%	0 0.0%	0 0.0%	2 1.3%
Legal	0 0.0%	0 0.0%	0 0.0%	0 0.0%	0 0.0%	1 0.7%
Workplace - Transition	0 0.0%	0 0.0%	0 0.0%	0 0.0%	0 0.0%	1 0.7%
Workplace - Career	0 0.0%	0 0.0%	0 0.0%	0 0.0%	0 0.0%	1 0.7%
Personal - Sexual	0 0.0%	0 0.0%	0 0.0%	0 0.0%	0 0.0%	2 1.3%
Workplace-Trauma Debrieng	0 0.0%	0 0.0%	0 0.0%	0 0.0%	0 0.0%	1 0.7%

Impact Report
ABC COMPANY

From: 03/01/2008 To: 02/28/2009

TOTAL	61	58	53	58	230	151
--------------	----	----	----	----	-----	-----

Closing Recommendation



DESCRIPTION	3/1-5/31		6/1-8/31		9/1-11/30		12/1-2/28		3/2008-2/2009		3/2007-2/2008	
Resolved in EAP	94	64.8%	148	66.4%	80	51.0%	46	29.7%	368	54.1%	204	45.5%
Legal	22	15.2%	29	13.0%	26	16.6%	24	15.5%	101	14.9%	52	11.6%
Community Resources	4	2.8%	9	4.0%	6	3.8%	15	9.7%	34	5.0%	23	5.1%
Long-Term Counselling	5	3.4%	5	2.2%	6	3.8%	9	5.8%	25	3.7%	17	3.8%
Unknown/Declined	1	0.7%	0	0.0%	1	0.6%	23	14.8%	25	3.7%	0	0.0%
Financial	4	2.8%	5	2.2%	10	6.4%	3	1.9%	22	3.2%	23	5.1%
Specialized Counselling	2	1.4%	5	2.2%	8	5.1%	6	3.9%	21	3.1%	20	4.5%
Client Declined Further Counselling	0	0.0%	0	0.0%	1	0.6%	20	12.9%	21	3.1%	44	9.8%
Healthier Lifestyle Choices	5	3.4%	9	4.0%	3	1.9%	2	1.3%	19	2.8%	15	3.3%
Post t/c couns. Referral	1	0.7%	5	2.2%	11	7.0%	1	0.6%	18	2.6%	19	4.2%
Additional Sessions	1	0.7%	3	1.3%	2	1.3%	1	0.6%	7	1.0%	13	2.9%
Addiction Treatment Serv.	3	2.1%	1	0.4%	0	0.0%	1	0.6%	5	0.7%	1	0.2%
Family Physician	0	0.0%	0	0.0%	2	1.3%	2	1.3%	4	0.6%	5	1.1%
Psychoeducational lit.	1	0.7%	2	0.9%	0	0.0%	1	0.6%	4	0.6%	1	0.2%
Psychiatric Services	0	0.0%	1	0.4%	1	0.6%	1	0.6%	3	0.4%	3	0.7%
Vacational/Career Testing	2	1.4%	0	0.0%	0	0.0%	0	0.0%	2	0.3%	0	0.0%
Self-Help Support Group	0	0.0%	1	0.4%	0	0.0%	0	0.0%	1	0.1%	5	1.1%
Referral To Nutritionist	0	0.0%	0	0.0%	0	0.0%	0	0.0%	0	0.0%	1	0.2%
Protective Services	0	0.0%	0	0.0%	0	0.0%	0	0.0%	0	0.0%	2	0.4%
TOTAL	145		223		157		155		680		448	

Event Summary

DATE	EVENT TYPE	DUR	LOCATION	ATT	DETAILS
05/21/2008	Orientation	4.00	Hamilton	30	Aspiria Representative, Tony Manna, conducted a general orientation session on the EAP to employees of Hamilton Office.
05/21/2008	Orientation	4.00	Hamilton	30	Local Aspiria Representative, Beth Snyder, conducted a Wellness seminar on Work/Life Balance to employees of Hamilton Office.
TOTAL		8.00		60	2

ABC COMPANY

From: 03/01/2008 To: 02/28/2009

Trauma Summary

DATE	TRAUMA TYPE	DUR	LOCATION	ATT	DETAILS
03/28/2008	Workplace Personnel Issue	3.00	Montreal, Quebec	7	Local Aspiria Representative, Edouard Bedard, conducted a Trauma debriefing intervention regarding a Workplace Personnel Issue.
TOTAL		3.00		7	1

